







Narrative Reading Self-Assessment Rubric

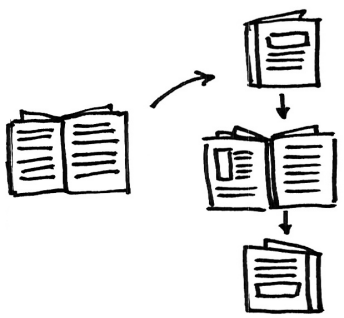




	Level 2	Level 3	Level 4
<p>Inferring about Characters and Other Story Elements</p> <p>Character Traits</p>	<ul style="list-style-type: none"> <input type="checkbox"/> I wrote about the big things the main character does, says, and thinks. <input type="checkbox"/> I wrote about what these big things show about the character's feelings. <input type="checkbox"/> If the main character faces a problem and solves it, I wrote about how the character does that. 	<ul style="list-style-type: none"> <input type="checkbox"/> I wrote an idea about the kind of person a character is, telling a trait (and not a feeling). <input type="checkbox"/> When a character makes a big decision, I could use what happened earlier and the character's traits to tell why the character made that choice. 	<ul style="list-style-type: none"> <input type="checkbox"/> I wrote about how the character is complicated. He/she is more than one way (has multiple traits). <input type="checkbox"/> I also wrote about what's going on inside the character (motivations and wants). <input type="checkbox"/> When I thought and wrote about a character, I showed that I knew that small actions can signal something big. 

(continues)

Narrative Reading Self-Assessment Rubric (continued)

	Level 2	Level 3	Level 4
Character Response/Change	<ul style="list-style-type: none"> <input type="checkbox"/> I wrote about a way that the character changed. This might be the way the character's feelings changed in one part of the story, or the way the character's actions changed. <input type="checkbox"/> I wrote about why the character changed. 	<ul style="list-style-type: none"> <input type="checkbox"/> I wrote about a way or two that a character changed (maybe the character's feelings changed, or a way s/he acted changed, or a character's trait changed.) <input type="checkbox"/> I discussed why the character changed. <input type="checkbox"/> I referred to an earlier part of the text to tell about a key moment that caused the character to change. 	<ul style="list-style-type: none"> <input type="checkbox"/> I continue to discuss how and why the character changed across the story. <input type="checkbox"/> To discuss reasons for the change, I referred to earlier moments in the story. <input type="checkbox"/> I also wrote about how other story elements (other characters, the setting, a problem) played a part in the change. <input type="checkbox"/> If the character learns a life lesson, I thought about whether this tied to a theme of the story. 

Narrative Reading Self-Assessment Rubric (continued)

	Level 2	Level 3	Level 4
<p>Analyzing Parts of a Story in Relation to the Whole</p>	<ul style="list-style-type: none"> <input type="checkbox"/> When asked to talk about the importance of a part in a story, I thought about how that part fits into the sequence of events. I could talk about what came before and what came after. <input type="checkbox"/> When asked, I could note if a problem was introduced in the beginning of the story and then I could check to see whether that problem was solved near the end of the story. 	<ul style="list-style-type: none"> <input type="checkbox"/> When asked to talk about the importance of a part of the story to the whole story, I named the part or story element (the problem, the setting). <input type="checkbox"/> I wrote to explain how this part is important to the whole story. If it is the setting, for example, I thought "How is this particular setting important to the story?" 	<ul style="list-style-type: none"> <input type="checkbox"/> When asked to talk about the importance of a part of the story to the whole story, I named one part or aspect of a story—an event, setting, minor character. <input type="checkbox"/> I wrote about the importance of the part to the whole story. If it is the setting, for example, I thought "How does this particular setting create a mood or explain the tension in the story?" 
<p>Determining Themes/ Cohesion</p>	<ul style="list-style-type: none"> <input type="checkbox"/> If I was asked to talk about a life lesson the character learned, I either retold a part of the story or I said my own ideas about what I learned from the story or felt about it. 	<ul style="list-style-type: none"> <input type="checkbox"/> I wrote about a life lesson that the character learned. <input type="checkbox"/> I wrote about how a part of the story showed this lesson. 	<ul style="list-style-type: none"> <input type="checkbox"/> I wrote about a theme that comes through across most of the story. <input type="checkbox"/> I provided details from across the text that support that theme. <input type="checkbox"/> I explained how those parts from across the story show this theme. 